

Series Spec Sheet

LPDL™ CCT SELECTABLE GEN. 2

LED LOW PROFILE DOWNLIGHT

5 CCT Selectable

LPDL™ CCT selectable Gen. 2 offers a variety of sizes and finishes. Being less than 1" thick, it can be installed in any type of ceiling such as shallow areas, or when facing constraints such as wood beams, ceiling joists, or air ducts. It is the perfect all-in-one solution with an integrated 5-color temperature selection.

FEATURES AND SPECIFICATIONS

• Construction

Physical Characteristics

- White and black aluminum trim finishes
- Available in 3" round, 4" round and square, and 6" round
- 110° beam angle
- Frosted polycarbonate lens
- CCT selectable switch is placed on the back of the LED module
- FT6 cable rating

Mounting


- LED module with LED driver easily installs with included quick connect wire
- Torsion spring mounting clips

• Performance Data

- Available in 2 700/3 000/3 500/4 000/5 000 K selectable color temperature
- 90+ CRI for true color accuracy
- Electrical ratings: 120 V
- Estimated life of over 50 000 hours to L70
- Phase cut (ELV / Triac) dimming standard
- Operating temperature:
 - 30 °C to 45 °C (-22 °F to 113 °F)

• Compliances

- UL listed for wet locations
- Energy Star
- Meets requirements of ICES-005 issue 5 class B for use in residential applications
- IC rated for direct contact with insulation
- Airtight as per ASTM E283 standard



OVERVIEW

Light source	LED
Watts (W)	7, 7.5, 12
Lumen output (lm)	596 - 1 199
Efficacy (lm/W)	82.4 - 99.9
Color temperature (K)	2 700/3 000/3 500/ 4 000/5 000
CRI	90+



quick
ship



LED
fixture



dimmable
fixture



airtight



wet
location



IC
rated



ICES
005



QUICK SHIP AND TECHNICAL SPECIFICATION TABLE 

Order code	Model number	Watts	Volts	Color temp.			Lumen output	Efficacy	CRI	Life L70	Beam angle	Shape	Finish	Cable rating	Power factor	THD	Master case qty
		(W)	(V AC)	(K) ¹			(lm) ²	(lm/W)		(hrs) ³	(°)						(%)
3"																	
70128	LPDL3R-S2-7A-5CWH	7	120	2 700/3 000/3 500/4 000/5 000	580	83	90+	50 000	110	Round	White	FT6	>0.9	<20	12		
4"																	
70129	LPDL4R-S2-7.5A-5CWH	7.5	120	2 700/3 000/3 500/4 000/5 000	620	83	90+	50 000	110	Round	White	FT6	>0.9	<20	12		
70131	LPDL4R-S2-7.5A-5CBK	7.5	120	2 700/3 000/3 500/4 000/5 000	620	83	90+	50 000	110	Round	Black	FT6	>0.9	<20	12		
70132	LPDL4S-S2-7A-5CWH	7	120	2 700/3 000/3 500/4 000/5 000	590	84	90+	50 000	110	Square	White	FT6	>0.9	<20	12		
6"																	
70133	LPDL6R-S2-12A-5CWH	12	120	2 700/3 000/3 500/4 000/5 000	1 000	83	90+	50 000	110	Round	White	FT6	>0.9	<20	6		
70134	LPDL6R-S2-12A-5CBK	12	120	2 700/3 000/3 500/4 000/5 000	1 000	83	90+	50 000	110	Round	Black	FT6	>0.9	<20	6		

¹ Typical color temperature range: +/- 5 %.

² Lumen values are derived from Energy Star reported data. Initial lumens range: +/- 10 %.

³ Life hours are derived from IESNA LM-80 testing report and projected per IESNA TM-21 extrapolations.

LUMEN SPECIFICATION TABLE

Order code	Model number	Watts (W)	2 700 K		3 000 K		3 500 K		4 000 K		5 000 K	
			Lumen output (lm)	Efficacy (lm/W)	Lumen output (lm)	Efficacy (lm/W)	Lumen output (lm)	Efficacy (lm/W)	Lumen output (lm)	Efficacy (lm/W)	Lumen output (lm)	Efficacy (lm/W)
70128	LPDL3R-S2-7A-5CWH	7	596.4	85.2	610.7	87.2	626.4	89.5	630.6	90.1	617.8	88.3
70129	LPDL4R-S2-7.5A-5CWH	7.5	649.2	86.6	660.3	88.0	681.5	90.9	689.7	92.0	697.3	93.0
70131	LPDL4R-S2-7.5A-5CBK	7.5	649.2	86.6	660.3	88.0	681.5	90.9	689.7	92.0	697.3	93.0
70132	LPDL4S-S2-7A-5CWH	7	649.2	92.7	660.3	94.3	681.5	97.4	689.7	98.5	697.3	99.6
70133	LPDL6R-S2-12A-5CWH	12	989.3	82.4	1 131.5	94.3	1 175.6	98.0	1 193.9	99.5	1 199.1	99.9
70134	LPDL6R-S2-12A-5CBK	12	989.3	82.4	1 131.5	94.3	1 175.6	98.0	1 193.9	99.5	1 199.1	99.9

DEFAULT PROGRAMMING

2 700 K

ACCESSORIES (order separately)

Order code	Model number	Type	Inner diameter (in)	Outer diameter (in)	Master case qty
66820 ¹	ACC/MPLATE/3.625IN/HANG.BARS/STD	Mounting plate with hanger bars	3 5/8	-	24
66056	ACC/MPLATE/3.625IN/ADJ/STD	Adjustable mounting plate	3 5/8	-	96
66049	ACC/MPLATE/3.625IN/SQR/STD	Square mounting plate	3 5/8	-	96
66142	ACC/3/VAPOR BARRIER/STD	Vapor barrier extender	3 5/8	-	50
66821 ¹	ACC/MPLATE/4.25IN/HANG.BARS/STD	Mounting plate with hanger bars	4 1/4	-	24
66058	ACC/MPLATE/4.25IN/ADJ/STD	Adjustable mounting plate	4 1/4	-	24
66051	ACC/MPLATE/4.25IN/SQR/STD	Square mounting plate	4 1/4	-	96
66143	ACC/4/VAPOR BARRIER/STD	Vapor barrier extender	4 1/4	-	50
68986	GOOF RING-4.25IN	Goof rings	4 1/4	6 1/2	120
66822 ¹	ACC/MPLATE/6.25IN/HANG.BARS/STD	Mounting plate with hanger bars	6 1/4	-	25
64921	ACC/MPLATE/6.25IN/ADJ/STD	Adjustable mounting plate	6 1/4	-	24
64263	ACC/MPLATE/6.25IN/SQR/STD	Square mounting plate	6 1/4	-	96
66144	ACC/6/VAPOR BARRIER/STD	Vapor barrier extender	6 1/4	-	50
68987	GOOF RING-6.25IN	Goof rings	6 1/4	7 7/8	120
64264 ²	LPDL/ACC/6FT/EXTCABLE/STD	6' extension cord	-	-	96

¹ Includes brackets and screws.

² Up to 6 FT4 extension cords can be connected together.

Data is based upon tests performed in a controlled environment. Actual performance can vary depending on operating conditions. All products are subject to change or may be discontinued any time without notice. Please contact your Stanpro customer service representative to confirm inventory levels at time of order.

COMPATIBLE DIMMERS¹

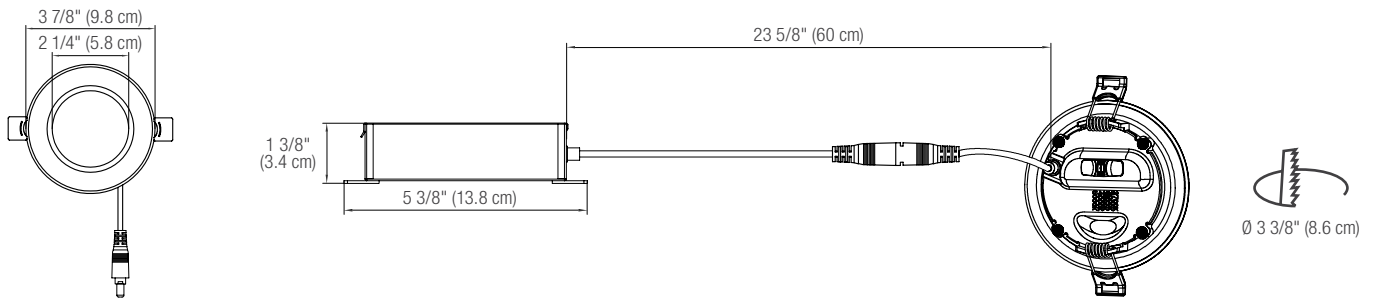
Brand	Model
Legrand	RH730PTUTC
Cooper	AAL06, DAL06P, SAL06P3
Leviton	6674, DDMX1, DSL06-1LZ, DSM10-1LZ, IPE04-1LZ, IPL06
Lutron	AYCL-253P, DVCL-153P, DVCL-253P, DVCLV-300P, HCL453P, MACL-153P, PD-6WCL, SELV-300P

Dimming range: 10%-100%

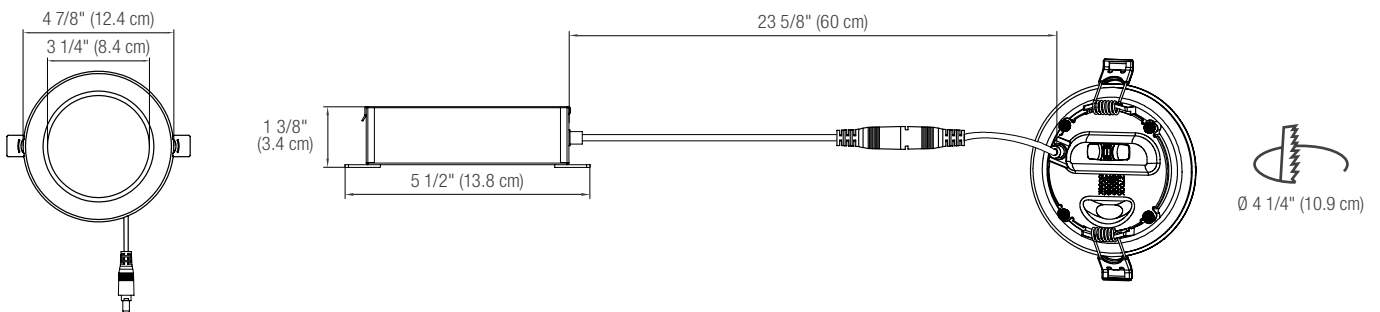
¹ This table shows dimmers that have been tested and have demonstrated proper operation under normal conditions. Each installation being unique, various factors such as load, common neutrals or other electrical products on the circuit can, in certain instances, cause variance in system performance. Read and comply to the dimmer installation instructions. Consult dimming system manufacturer for additional support in operation. Some dimmers may require more than one product for stable operation. Stanpro recommends to use dimmers designed to work with LED products. Older dimmers designed for incandescent products may cause erratic operation.

DIMENSIONS AND WEIGHTS

3" round



4" round

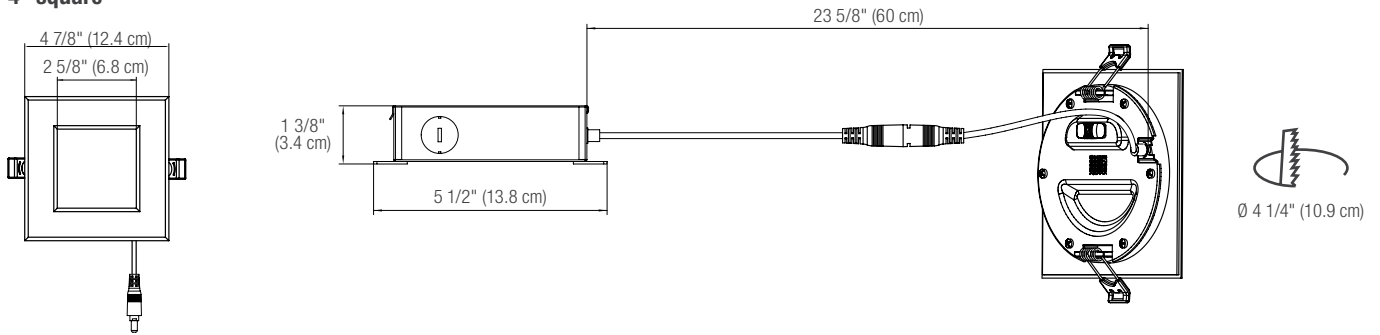


	3"	4"
Net weight (lbs)	0.73	0.84

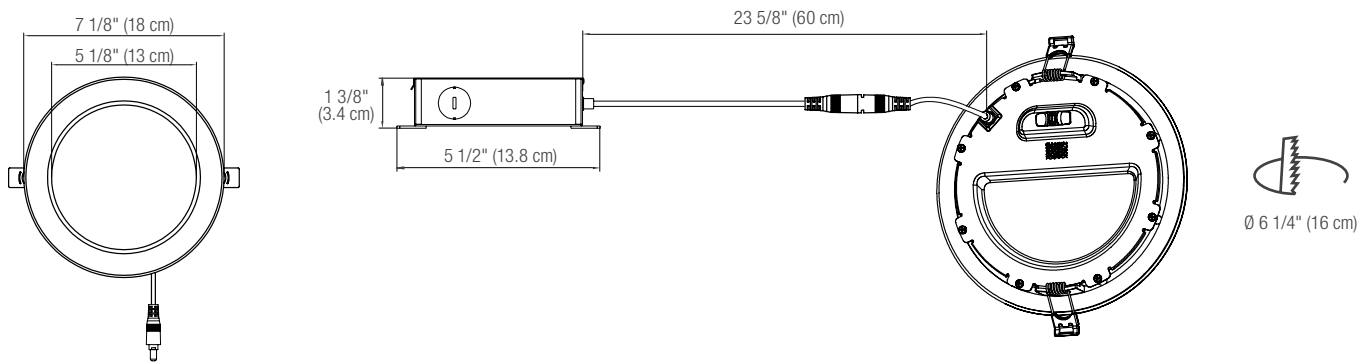
Data is based upon tests performed in a controlled environment. Actual performance can vary depending on operating conditions. All products are subject to change or may be discontinued any time without notice. Please contact your Stanpro customer service representative to confirm inventory levels at time of order.

DIMENSIONS AND WEIGHTS

4" square



6" round



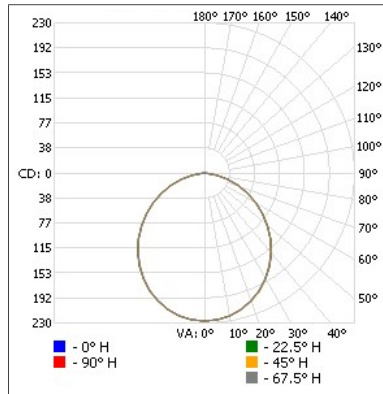
	4"	6"
Net weight (lbs)	0.84	1.15

Data is based upon tests performed in a controlled environment. Actual performance can vary depending on operating conditions. All products are subject to change or may be discontinued any time without notice. Please contact your Stanpro customer service representative to confirm inventory levels at time of order.

PHOTOMETRIC DATA¹

70128 • LPDL3R-S2-7A-5CWH • 3 000K • 610.7 lm

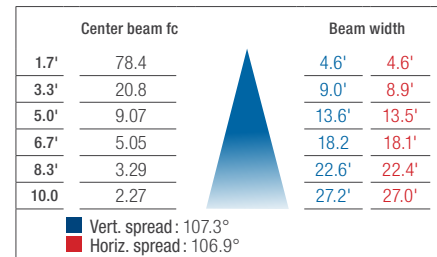
Polar candela distribution



Zonal lumen summary

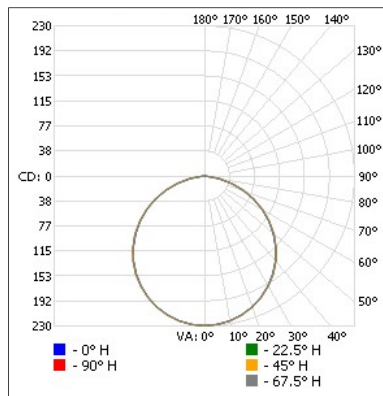
Zone	Lumens	% Fixture
0-30	173.8	28.5
0-40	282.1	46.2
0-60	488.9	80.1
60-90	118.3	19.4
70-100	46.8	7.7
90-120	0.6	0.1
0-90	607.2	99.4
90-180	3.4	0.6
0-180	610.7	100

Illuminance at a distance



70129 • LPDL4R-S2-7.5A-5CWH • 3 000K • 660.3 lm

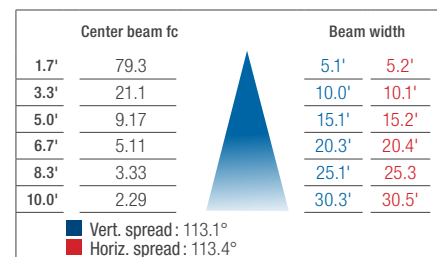
Polar candela distribution



Zonal lumen summary

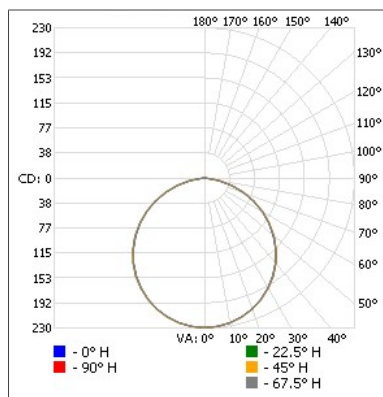
Zone	Lumens	% Fixture
0-30	178.3	27
0-40	292.6	44.3
0-60	519.9	78.7
60-90	136.8	20.7
70-100	54.9	8.3
90-120	0.7	0.1
0-90	656.6	99.4
90-180	3.7	0.6
0-180	660.3	100

Illuminance at a distance



70131 • LPDL4R-S2-7.5A-5CBK • 3 000K • 660.3 lm

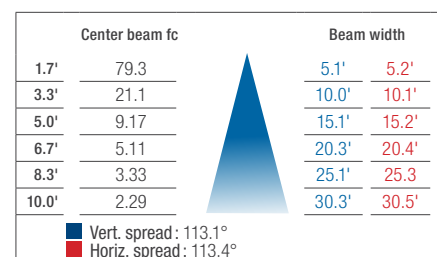
Polar candela distribution



Zonal lumen summary

Zone	Lumens	% Fixture
0-30	178.3	27
0-40	292.6	44.3
0-60	519.9	78.7
60-90	136.8	20.7
70-100	54.9	8.3
90-120	0.7	0.1
0-90	656.6	99.4
90-180	3.7	0.6
0-180	660.3	100

Illuminance at a distance



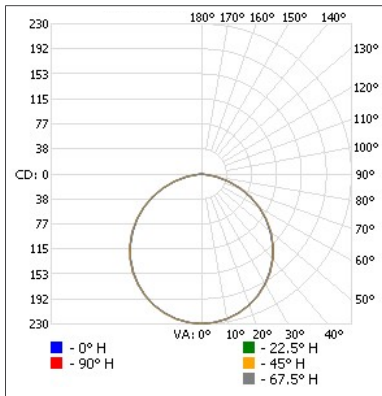
¹ Complete IES files available on our website.

Data is based upon tests performed in a controlled environment. Actual performance can vary depending on operating conditions. All products are subject to change or may be discontinued any time without notice. Please contact your Stanpro customer service representative to confirm inventory levels at time of order.

PHOTOMETRIC DATA¹

70132 • LPDL4S-S2-7A-5CWH • 3 000K • 660.3 lm

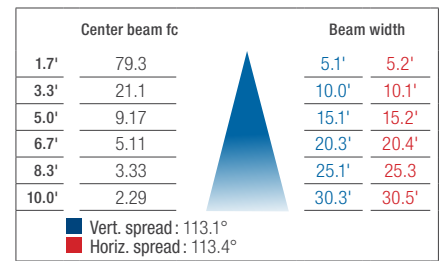
Polar candela distribution



Zonal lumen summary

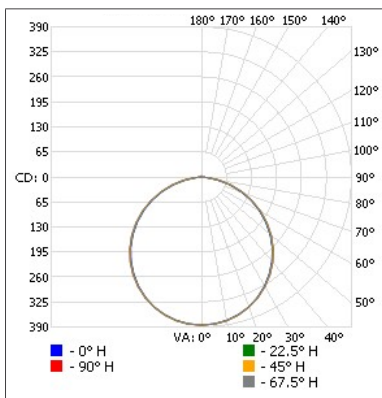
Zone	Lumens	% Fixture
0-30	178.3	27
0-40	292.6	44.3
0-60	519.9	78.7
60-90	136.8	20.7
70-100	54.9	8.3
90-120	0.7	0.1
0-90	656.6	99.4
90-180	3.7	0.6
0-180	660.3	100

Illuminance at a distance



70133 • LPDL6R-S2-12A-5CWH • 3 000K • 1 131.5 lm

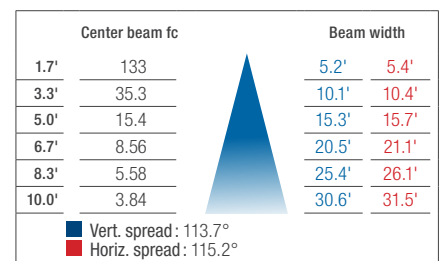
Polar candela distribution



Zonal lumen summary

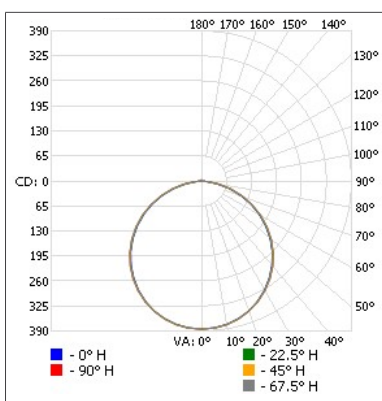
Zone	Lumens	% Fixture
0-30	300.0	26.5
0-40	493.1	43.6
0-60	879.2	77.7
60-90	245.0	21.7
70-100	103.3	9.1
90-120	1.6	0.1
0-90	1,124.3	99.4
90-180	7.3	0.6
0-180	1,131.5	100

Illuminance at a distance



70134 • LPDL6R-S2-12A-5CBK • 3 000K • 1 131.5 lm

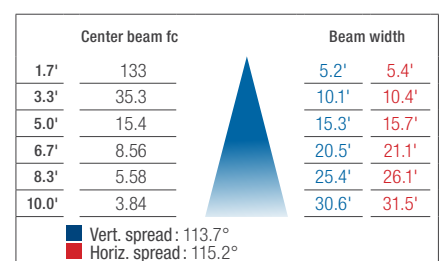
Polar candela distribution



Zonal lumen summary

Zone	Lumens	% Fixture
0-30	300.0	26.5
0-40	493.1	43.6
0-60	879.2	77.7
60-90	245.0	21.7
70-100	103.3	9.1
90-120	1.6	0.1
0-90	1,124.3	99.4
90-180	7.3	0.6
0-180	1,131.5	100

Illuminance at a distance



¹ Complete IES files available on our website.

Data is based upon tests performed in a controlled environment. Actual performance can vary depending on operating conditions. All products are subject to change or may be discontinued any time without notice. Please contact your Stanpro customer service representative to confirm inventory levels at time of order.