

# METALARC® PULSE START – ED17 Low Wattage

Metal Halide Lamps for Open and Enclosed Fixtures



SYLVANIA METALARC PRO-TECH® and METALARC PULSE START low wattage ED17 lamp's premium performance provides opportunities for higher maintained illumination levels and substantial energy savings.

The METALARC PRO-TECH lamp design enhances safety in open or enclosed fixtures and includes a shroud around the arc tube and, in some cases, a thicker walled outer jacket. In addition, low wattage METALARC PRO-TECH lamps have a reduction in UV output compared to standard metal halide lamps. The use of open fixtures means more light output over life and lower maintenance costs because there are no lenses to gather dirt and dust, thus extending lamp replacement procedures.

The METALARC enclosed rated ED17 lamps provide a solution for enclosed rated fixtures and contain all the benefits of the pulse start technology including reduction in color shift over the life of the lamp, better lumen maintenance and potentially longer life.

## Key Features & Benefits

- Full range of wattages from 50 to 175 watts
  - 70W, 100W, 150W and 175W lamps available for enclosed rated fixtures
- Medium base lamps
- Universal operating position\*
- Up to 20,000 hours average rated life
- Available in clear and coated
- METALARC PRO-TECH design – glass shroud for containment and UV-reduction – suitable for use in open or enclosed fixtures
  - NEC 2005 and later revisions require new construction and/or major renovations
  - To use open rated lamps with exclusionary sockets in open fixtures, OR
  - Suitably enclosed fixtures with a lens
- Lower maintenance costs
- Lower initial luminaire cost
- Reduced luminaire dirt depreciation
- Dedicated exclusionary medium socket for 50-150 watts with open rated lamps
- Retrofits into standard sockets

\*Except MS175/P5/BU-ONLY/MED

## Product Offering

Wattages	Outer Jacket	Fixture
50, 70, 100, 150	Clear and Coated	Open or Enclosed Rated
70, 100, 150, 175	Clear and Coated	Enclosed Rated Only

## Application Information

### Applications

- Ambient lighting for industrial and retail
- Flood lighting
- Lobbies, atriums
- Malls
- Parking lots
- Security lighting

### Sockets

1. To prevent relamping an open fixture with standard metal halide lamps, a special exclusionary socket is available with open fixtures for all lamp types.
2. Operating orientation: 50-150W lamps operate in the universal orientation. 175W is for base up only applications.

### Fixtures

Contact your local fixture agent for available fixtures.



## Specification Data

Catalog #	Type
Project	
Comments	
Prepared by	

## Ordering Information

### METALARC PRO-TECH® PULSE START

Item Number	Ordering Abbreviation	Watts	Finish	Bulb	Base	ANSI Code	Average Rated Life (hr.) <sup>1</sup>		Initial Lumens (V)	Mean Lumens (V)	Color Temp.	CRI
							Vertical (V)	HOR (H)				
64587	MP50/U/MED	50	Clear	ED17	E26 Med.	M110/O	15,000	10,000	3,450	1,550	3000K	70
64588*	MP50/C/U/MED	50	Coated	ED17	E26 Med.	M110/O	15,000	10,000	3,000	1,350	2900K	70
64547	MP70/U/MED	70	Clear	ED17	E26 Med.	M98/O	15,000	10,000	5,200	2,750	3000K	70
64546	MP70/C/U/MED	70	Coated	ED17	E26 Med.	M98/O	15,000	10,000	4,700	2,600	2900K	70
64417	MP100/U/MED	100	Clear	ED17	E26 Med.	M90/O	15,000	10,000	8,500	4,800	3000K	70
64418	MP100/C/U/MED	100	Coated	ED17	E26 Med.	M90/O	15,000	10,000	7,900	3,900	2900K	70
64402	MP150/U/MED	150	Clear	ED17	E26 Med.	M102/O	15,000	10,000	12,900	6,550	3000K	70
64406	MP150/C/U/MED	150	Coated	ED17	E26 Med.	M102/O	15,000	10,000	11,000	5,300	2900K	70

### METALARC® PULSE START (Rated for enclosed fixtures)

Item Number	Ordering Abbreviation	Watts	Finish	Bulb	Base	ANSI Code	Average Rated Life (hr.) <sup>1</sup>		Initial Lumens (V)	Mean Lumens (V)	Color Temp.	CRI
							Vertical (V)	HOR (H)				
64836	M70/U/MED	70	Clear	ED17	E26 Med.	M98/E	12,000		6,000	3,300	4000K	65
64818	M100/U/MED	100	Clear	ED17	E26 Med.	M90/E	12,000		8,500	4,675	4000K	65
64785	M150/U/MED	150	Clear	ED17	E26 Med.	M102/E	12,000		14,000	10,000	4000K	65
64171	MS175/PS/BU-ONLY/MED	175	Clear	ED17	E26 Med.	M152/E	15,000		17,500	12,800	4000K	65

\*Contact your local LEDVANCE sales representative for availability.

#### Notes:

1. Average rated life based on 11 hours per start operating on an ANSI ballast.
2. All 50, 70, 100, 150 and 175 watt lamps must be operated in a 4000V pulse rated socket.
3. For higher CRI, use SYLVANIA METALARC POWERBALL® CERAMIC metal halide lamps.

O = Lamps classified as O-type comply with ANSI Standard C78.389 for containment testing and may be used in open luminaires. See lamp warning.

E = Lamps classified as E-type are to be used only in suitably rated enclosed luminaires. See lamp warning.

## Ordering Guide

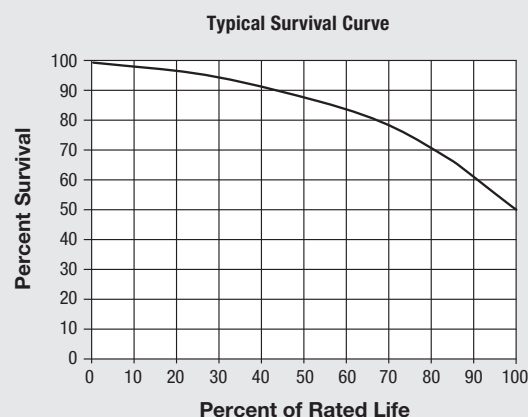
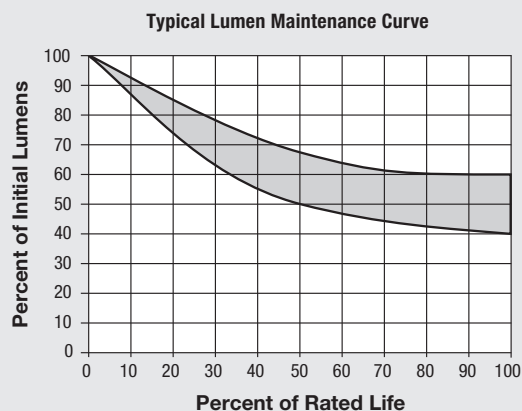
MP	50	/	—	/	U	/	MED
MP = METALARC PRO-TECH®	Wattage:		Finish		Operating Position:		Base:
For Open and Enclosed Fixture	50, 70, 100, 150, 175		_ = Clear		U = Universal		MED = Medium
			C = Coated		BU-ONLY = Base Up Only		

M = METALARC®

MS = METALARC Super

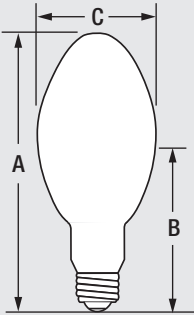
For Enclosed Fixture Only

## Technical Information



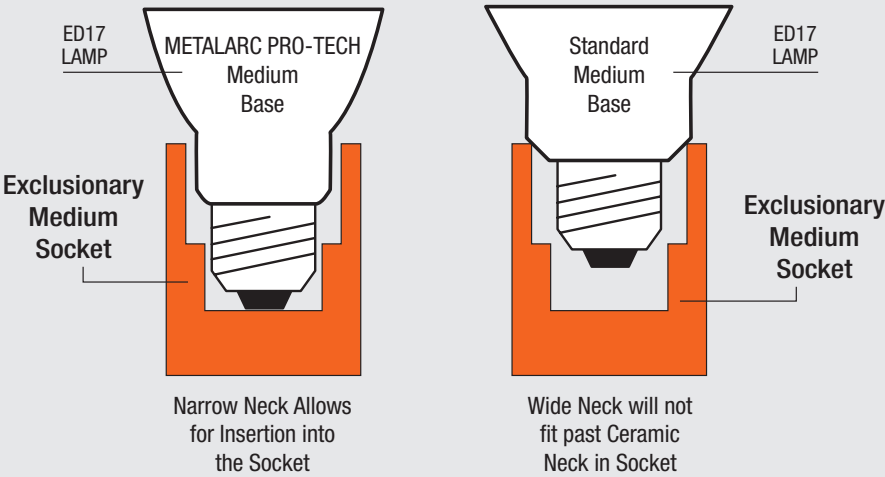
Lamp Dimensions

Bulb Shape	(A) MOL	(B) LCL	(C) Diameter
ED17	5.4" (137.2mm)	3.4" (86.4mm)	2.1" (53.3mm)



Exclusionary Socket for METALARC PRO-TECH® Lamps

Medium Based Dedicated Socket Comparison



National Electric Code 2005 and later revisions require new construction and/or major renovations to use exclusionary sockets in open fixtures, or a suitably enclosed fixture with a lens.

Safety Information

**WARNING:** This lamp can cause serious skin burn and eye inflammation from shortwave ultraviolet radiation if the outer envelope of the lamp is broken or punctured. Do not use where people will remain for more than a few minutes unless adequate shielding or other safety precautions are used. Lamps that will automatically extinguish when the outer envelope is broken or punctured are commercially available.

This product conforms to the following federal regulations: U.S.A.: 21 CFR 1040.30 and CANADA: SOR/80-381.

Related Literature

In addition to the line of METALARC PRO-TECH lamps listed, LEDVANCE offers a line of METALARC POWERBALL® CERAMIC, METALARC PULSE START and METALARC SUPERSAVER® lamps for use in open and or enclosed rated fixtures, depending on the specific product. Please visit [sylvania.com](http://sylvania.com) for more information and download a copy of the latest Product Information Bulletin.

---

## Sample Specification

### **METALARC PRO-TECH® PULSE START**

Lamp(s) shall be (a) METALARC PRO-TECH PULSE START Lamp(s) constructed with an arc tube shroud and shall be designed for open fixture operation.

### **METALARC® PULSE START (Example)**

Lamp(s) shall be (a) 150W METALARC PULSE START M102/E lamp(s) exhibiting initial lumens of 14,000 and capable of operating on a M102 ballast.

Lamp construction shall include a lead-free base.

LEDVANCE LLC  
200 Ballardvale Street  
Wilmington, MA 01887 USA  
Phone 1-800-LIGHTBULB (1-800-544-4828)  
[www.sylvania.com](http://www.sylvania.com)

SYLVANIA and LEDVANCE are registered trademarks.  
All other trademarks are those of their respective owners.  
Licensee of product trademark SYLVANIA in general lighting.  
Specifications subject to change without notice.

