

SYLVANIA Lamps

ULTRA LED™ CCT and Lumen Selectable High Bay Retrofit

Application

ULTRA LED High Bay lamps are ideal replacements for HID indoor high bay applications including retail, factory, garage, warehouse, and other industrial settings.

Benefits and Features

- IP64, enclosed, and damp ratings ensures a durable fixture suitable for many environments
- CCT selectability increases the versatility of this product and facilitates easier inventory management
- The four panels are adjustable up to 90 degrees allowing for customizable light
- Lasts up to 5x longer than HID lamps
- No warm-up time, instant on with full light output and stable color
- Consumes up to 76% less energy than equivalent HID lamps while delivering same light output
- Replacement for 175W-400W HID applications
- Up to 159 LPW
- 3000K, 4000K or 5000K color temperature
- CRI >80
- Offered in two wattage selectable models (60, 70 or 80W and 80, 100 or 120W)
- 117° distribution
- Energy savings up to 73%

Electrical

- 120-277V_{AC}
- Power Factor >90%
- THD <20%
- Step dimming capability when paired with optional motion/daylight sensor and remote control

Rated Life

- 50,000 hours (L₇₀)

Warranty

- 5-year
- NLB Trusted Warranty Program

Ambient Operating Range

- -40°F to +122°F (-40°C to +50°C)



Wattage Comparison

Traditional Source	Traditional System Wattage	LED System Wattage	Energy Savings	Energy Savings Over Lamp Life
HID Metal Halide	175W	60W	74%	\$633
HID Metal Halide	250W	80W	73%	\$935
HID Metal Halide	400W	100W	76%	\$1650
HID Metal Halide	400W	120W	69%	\$1540

*Energy savings over life of lamp calculated at \$0.11/kWh

Certifications and Listings

- cULus
- RoHS
- FCC
- DLC Premium
- IP64

Installation

- Requires easy ballast bypass
- Lamp operates directly on line voltage, 120-277V_{AC}



Specification Data

Catalog #	Type
Project	
Comments	
Prepared by	

Ordering Guide

LED	XXX	HIBAY	UNV	8	SC2	WH	MOG
Product Name	Wattage	Application	Voltage	CRI	Color Temperature	Finish	Base Type
LED = LED Technology	80 = 60, 70 or 80 watt selectable 120 = 80, 100 or 120 watt selectable	HIBAY = Intended for High Bay Applications	UNV=120-277V	8 = >80	SC2 = Color Selectable 3000, 4000, or 5000K	WH = White	MOG = Mogul Base

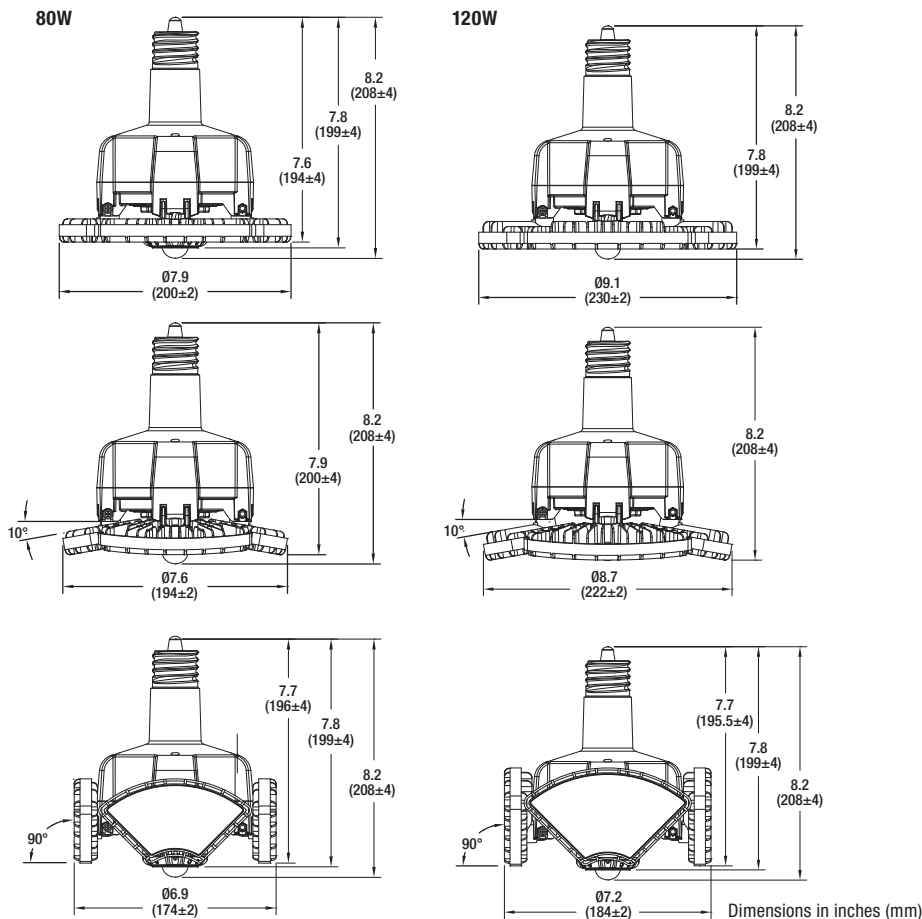
Wattage Selectable Range per Color Temperature

Item Number	LED	Wattage Selected	CCT Selectable					
			3000K		4000K		5000K	
			Total Lumens (lm)	Efficacy (LPW)	Total Lumens (lm)	Efficacy (LPW)	Total Lumens (lm)	Efficacy (LPW)
41411	LED80HIBAYUNV8SC2WHMOG	80W	11,034	138	11,758	147	11,570	145
		70W	10,119	145	10,742	153	10,633	152
		60W	8975	150	9556	159	9459	158
41412	LED120HIBAYUNV8SC2WHMOG	120W	16,525	138	17,648	147	17,446	145
		100W	14,794	148	15,665	157	15,572	156
		80W	11,926	149	12,686	159	12,742	159

Ordering Information

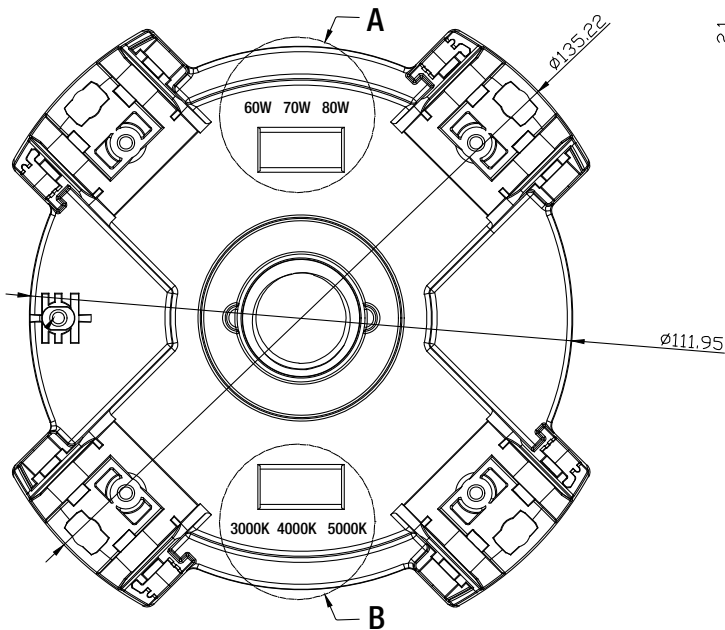
Item Number	Ordering Abbreviation	Total Wattage (W)	Input Voltage (V)	Dimming	CRI	Color Temperature	Distribution	Total Fixture Lumens (lm)	LPW	DLC
41411	LED80HIBAYUNV8SC2WHMOG	60, 70 or 80	120-277	0-10V	>80	3000, 4000 or 5000K	117°	up to 12,480	up to 156	Premium
41412	LED120HIBAYUNV8SC2WHMOG	80, 100 or 120	120-277	0-10V	>80	3000, 4000 or 5000K	117°	up to 18,240	up to 152	Premium

Physical Information

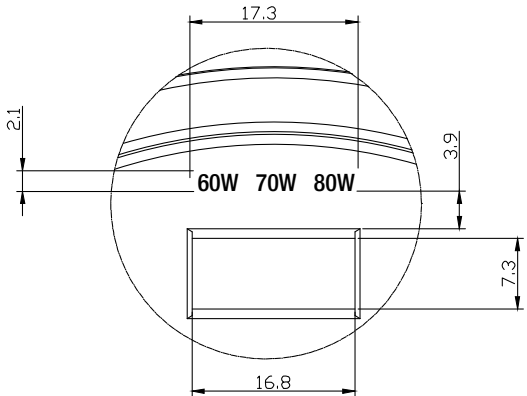


Location of CCT/Lumen Selectable Switches

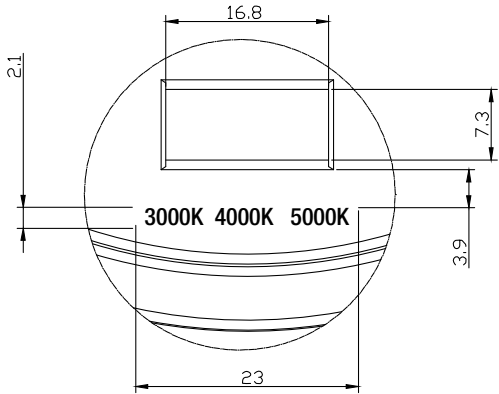
41411



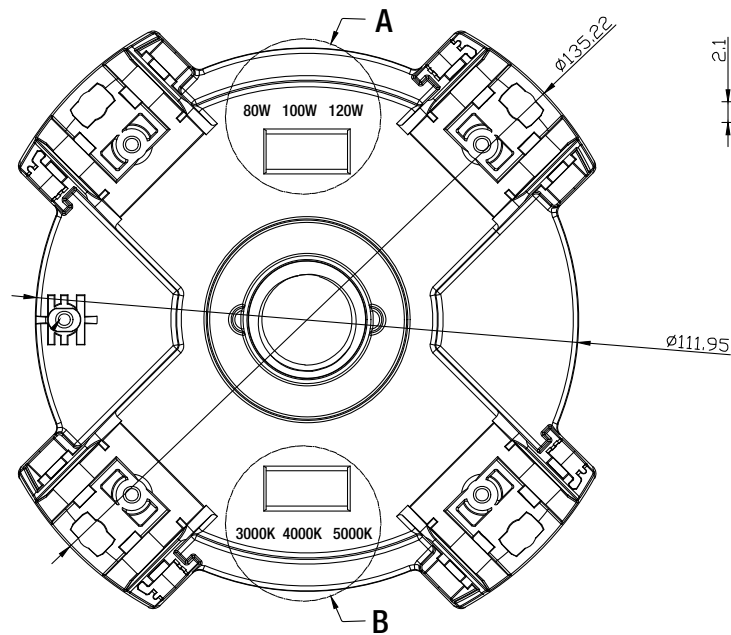
(A) Lumen Selectable Switch



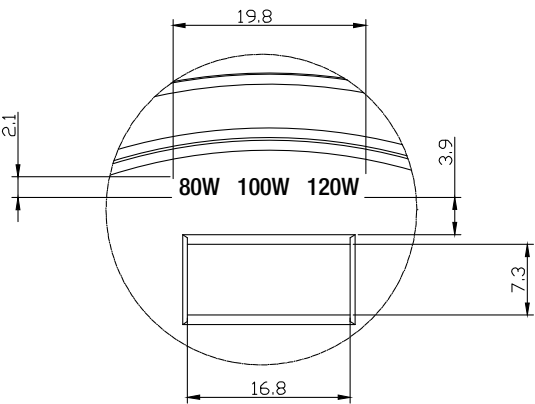
(B) CCT Selectable Switch



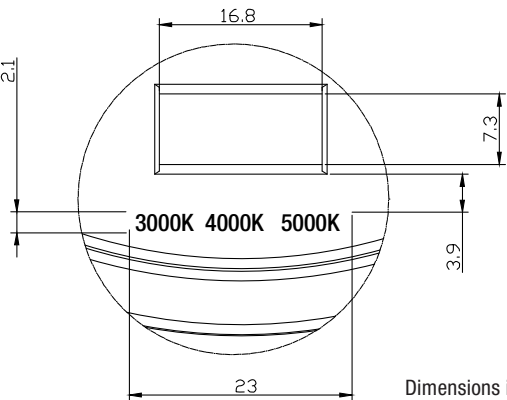
41412



(A) Lumen Selectable Switch



(B) CCT Selectable Switch



Note: all products will arrive set to default at 4000K and at 70 or 100W.

Dimensions in mm

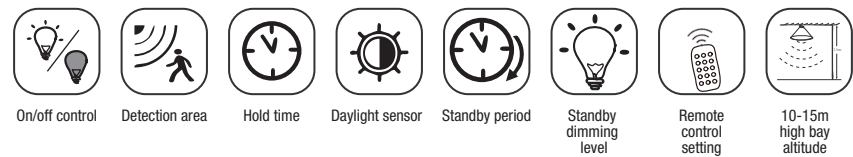
Accessories

Item Number	Ordering Abbreviation	Description
41146	LED/HIDR/SENSORMICROWAVE/MOT/DAY	Microwave sensor for HIDr products
41145	LED/HIDR/REMOTE	Remote Control for sensor NAED 41146



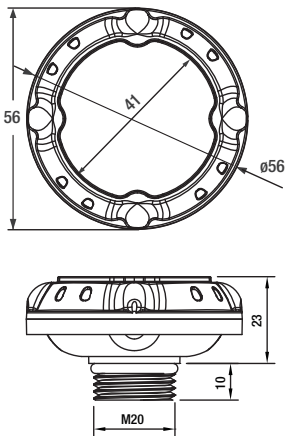
*included with every 80W, 100W or 120W unit

Sensor Features

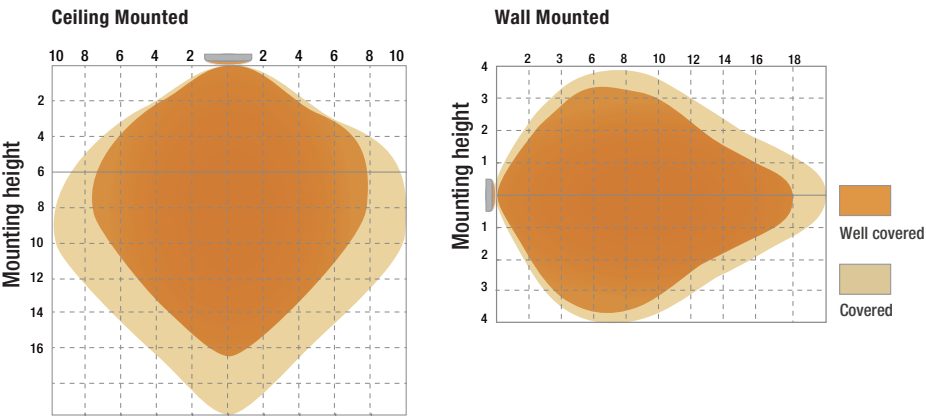


- Microwave motion & daylight sensor operating frequency: 5.8GHz (enables energy savings)
- Dual PD technology: Differentiates between artificial light brightness from natural light. Automatically turns off the light when ambient brightness exceeds present lux level.
- Plug & Play: 3 Pins, 12V, <0.5W standby power
- Detection area: Angle: 30° to 150°, Height: 49.2ft (ceiling mount)
- Superior construction: IP65 Rating
- Brightness: 70%/80%/90%/100%
- Mounting height: Max. 49.2ft (ceiling mounted)
- Detection range: ø49.2ft (ceiling mounted), Max. 65.6ft (wall mounted)
- Operating temperature: -14°F to +140°F (-25°C to +60°C)

Sensor Dimensions



Detection Coverage*



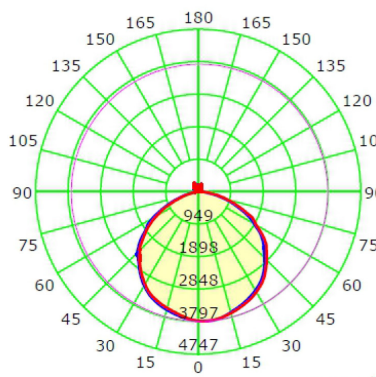
* Range listed in meters

Remote Control Features

- Enables changing settings later after initial installation
- Selection from wider options for each of following features:
 - ON/OFF
 - Detection Area
 - Sensitivity
 - Hold Time: The period for which light brightness is at 100% after moving objects leave the detection area
 - Standby Dimming Level: Low light output level in the standby period
 - Standby Period: The period for which light brightness is at low output before it's completely switched off
 - Daylight Threshold

Photometric Information

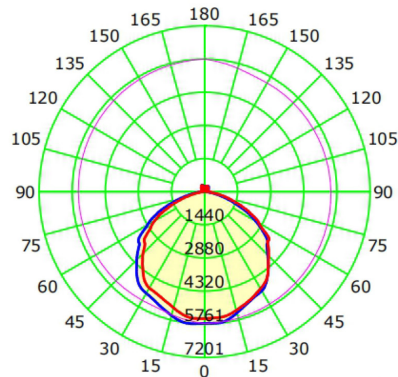
80W



Unit: cd
Average Diffuse Angle(50%): 114.3°

— C0-C180 — C90-C270 — G5

120W

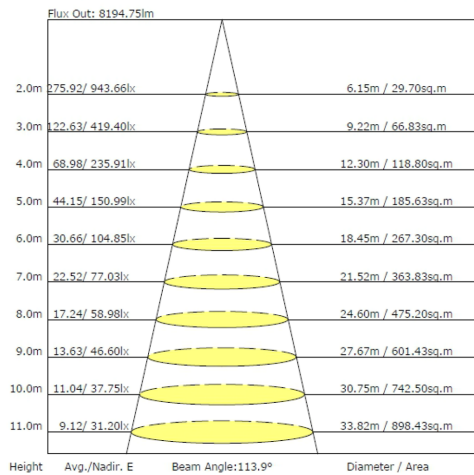


Unit: cd
Average Diffuse Angle(50%): 117.2°

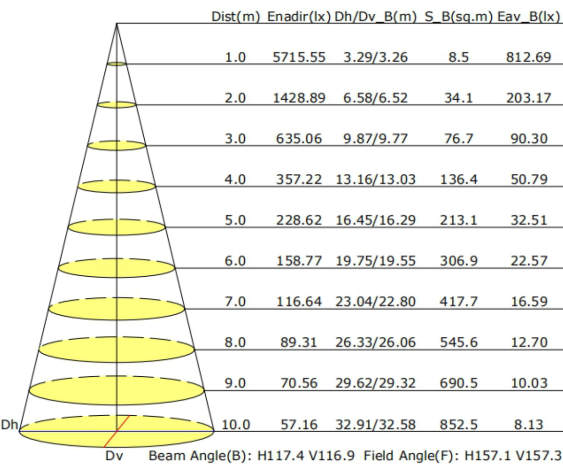
— C0-C180 — C90-C270 — G7

Illuminance Information

80W



120W



Additional Specifications

- Suitable for enclosed and open fixtures
- Suitable for damp locations
- CEC exempt

LEDVANCE LLC
200 Ballardvale Street
Wilmington, MA 01887 USA
Phone 1-800-LIGHTBULB (1-800-544-4828)
www.ledvanceUS.com

SYLVANIA and LEDVANCE are registered trademarks.
All other trademarks are those of their respective owners.
Licensee of product trademark SYLVANIA in general lighting.
Specifications subject to change without notice.

